



S Y S T E M S I N C .

Contemporary Cinema Products

2015 Price List

Effective January 1, 2015

LIGHTING DIMMERS

LED LOAD ADAPTER MODULE

PROJECTION PORT WINDOWS

2X AR COATED OPTICAL PORT GLASS

VIDEO PROJECTOR PEDESTALS

VIDEO PROJECTOR MOUNTING SOLUTIONS

SPEAKER TERMINATION PANELS

AUDITORIUM CONTROL STATION

KELMAR SYSTEMS INC., 284 BROADWAY, HUNTINGTON STATION, NY 11746

PHONE 631-421-1230 FAX 631-421-1274

www.kelmarsystems.com



284 Broadway, Huntington Station, NY 11746 • 631.421.1230 • FAX 631.421.1274
Website kelmarsystems.com, E-mail sales@kelmarsystems.com

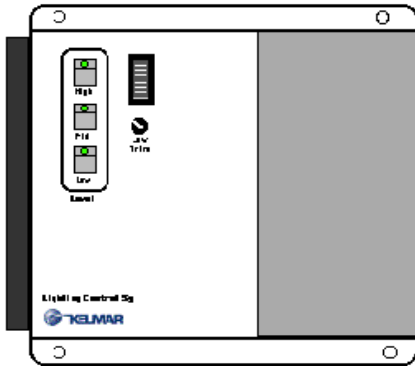
Table of Contents

Lighting Control Systems	3-5
LED Load Adapter Module.....	6
Dimmer Remote Control Systems.....	7
Porthole Sleeve Assembly	8-9
Optical Port Glass.....	10
Digital Projector Pedestals.....	
Video Projector Shelves	9-11
Auditorium Control Station	12
Speaker Termination Panel.....	13

All prices shown are suggested list. Prices are subject to change without notice.

Physical Plant Equipment

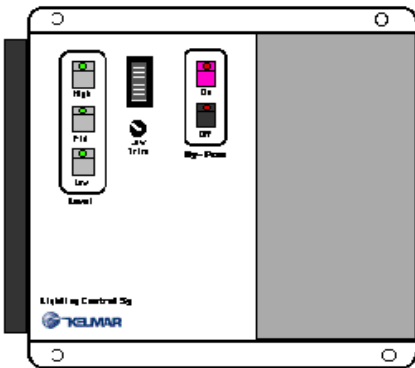
Lighting Control Systems



House Light Dimmer

Incorporates all solid-state logic, modular configuration, toroidal filtering, four independent level presets, variable drive rates with a full complement of local and remote interface controls, a LED bar graph level indicator and our "rainy day matinee" front cover low level trimmer, measures 14"W x 10"H x 5"D.

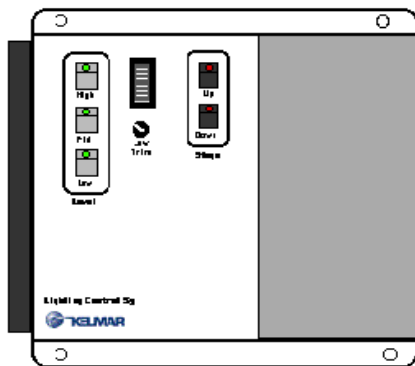
- LCSHLD2.4 House Light Dimmer 2.4kw \$ 1,000.00
- LCSHLD3.6 House Light Dimmer 3.6kw 1,135.00
- LCSHLD/0-10 House Light Dimmer 0-10 VOLT DC CONTROL..... 855.00



Deluxe House Light Dimmer

Provides all of the features of the House Light Dimmer, plus a totally independent emergency bypass system, with a full complement of local and remote interface controls, a LED bar graph level indicator and our "rainy day matinee" front cover low level trimmer, measures 14"W x 10"H x 5"D.

- LCSDHLD2.4 Deluxe House Light Dimmer 2.4kw \$ 1,420.00
- LCSDHLD3.6 Deluxe House Light Dimmer 3.6kw 1,450.00



Encore Dimmer

Contains two complete, independent, fully adjustable lighting control systems, a 4-position house unit and 2-position stage unit with a full complement of local and remote interface controls, a LED bar graph level indicator and our "rainy day matinee" front cover low level trimmer, measures 14"W x 10"H x 5"D

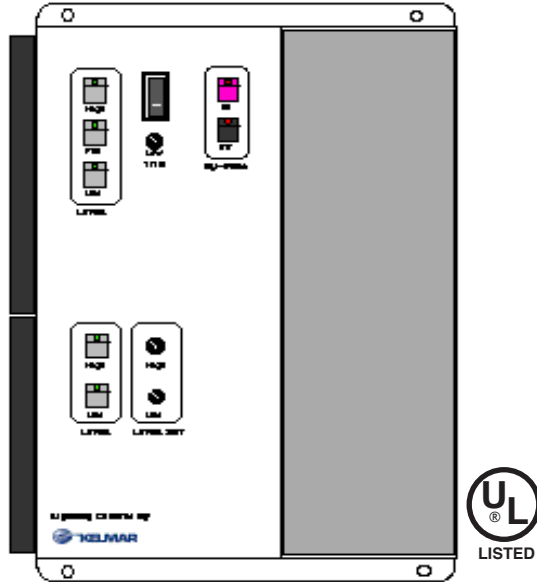
- LCSED2.4 Encore Dimmer 2.4kw \$ 1,210.00
- LCSED3.6 Encore Dimmer 3.6kw 1,420.00
- LCSED3.6/2.4 Encore Dimmer 3.6kw House, 2.4kw Stage..... 1,315.00

- LCSED/0-10-2.4A Encore Dimmer 0-10 VOLT DC House, 2.4kw Aux..... 1,065.00
- LCSED2.4/0-10A Encore Dimmer 2.4kw House, 0-10 VOLT DC Aux..... 1,065.00

Other Wattages, Operating Voltages, Special Application Lighting and 0-10 Volt DC Control are available for the above Dimmers.
 Please consult Factory for pricing and availability.

Physical Plant Equipment

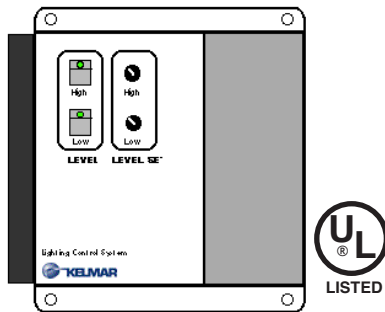
Lighting Control Systems



Showcase Dimmer

Incorporates, in one convenient enclosure, a complete LCS/Deluxe House Light Dimmer with its associated emergency bypass capability and a complete LCS/Universal Dimmer for either stage or wall wash lighting, measures 14"W x 19"H x 5"D.

LCS2.4 Showcase Dimmer 2.4kw.....	\$ 2,100.00
LCS3.6 Showcase Dimmer 3.6kw.....	2,215.00



Universal Dimmer

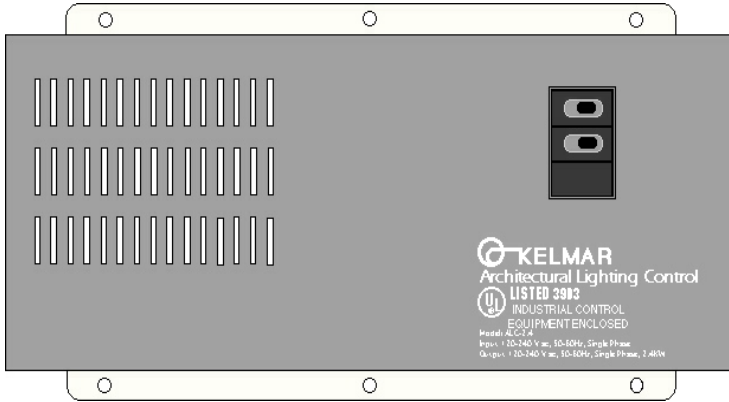
A compact multipurpose, 2-position system, incorporates individual level presets and drive rates, measures 10 1/2"W X 9"H X 4 1/2"D.

LCSUD2.4 Universal Dimmer 2.4kw	\$ 765.00
LCSUD3.6 Universal Dimmer 3.6kw	850.00

Other Wattages, Operating Voltages, Special Application Lighting and 0-10 Volt DC Control are available for the above Dimmers.
 Please consult Factory for pricing and availability.

Physical Plant Equipment

Lighting Control Systems



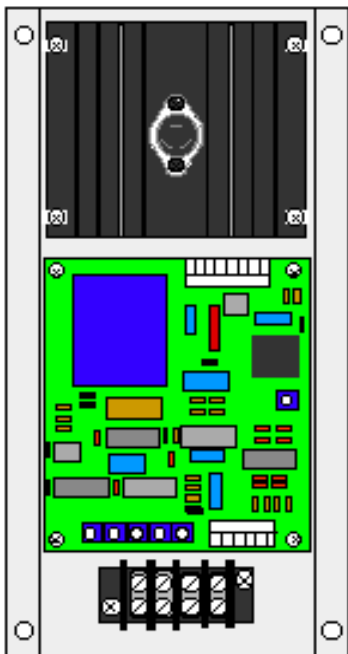
Architectural Lighting Control Systems

The Architectural Lighting Control System from Kelmar delivers proven, reliable performance in a compact, cost effective package. Three position presets together with individually adjustable up and down rates satisfy all applications. Rapid full level circuitry insures safe illumination levels in just a fraction of a second. A shallow back pan with 3/4" & 1/2" KOs' both top and bottom, clearly marked AC Terminal Strip, and easily removable one piece cover guarantees simple, straightforward field installation.

LCS-AS2.4 Architectural Dimmer 2.4kw \$ 675.00

LCS-AS2.4-2B Architectural Dimmer 2.4kw 2 Breaker Version 775.00

LCS-AS2.4-3B Architectural Dimmer 2.4kw 3 Breaker Version 795.00



Console Dimmer

The new Console Mount Lighting Control System from Kelmar delivers proven, reliable performance in a compact, cost effective package. Three position presets together with individually adjustable up and down rates satisfy all applications. Rapid full level circuitry insures safe illumination levels in just a fraction of a second.

This product also makes a great replacement module to retrofit older Dimmers whose parts are no longer available.

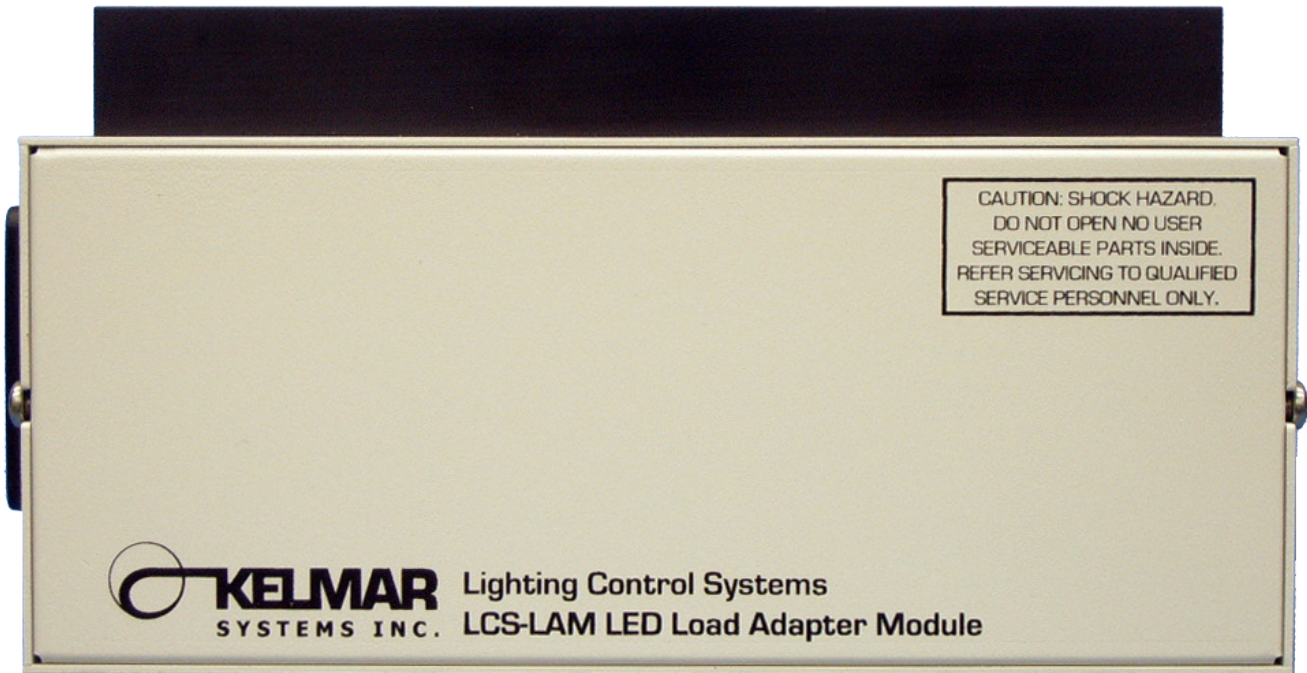
LCS-CDM Console Dimmer Module 2.4kw \$ 585.00

LCS-LAM LED Load Adapter Module

This product has been designed specifically for use with dimmable LED retrofit replacement lamps

Have you been having problems trying to control those new LED retrofit dimmable replacement lamps?
Have you experienced some of these issues, Flicker, Flashing, not able to Dim Low Enough,
or Lights Not Turning On at the Same Time.

If you have experienced any of these or maybe something else we might have the perfect solution for you.



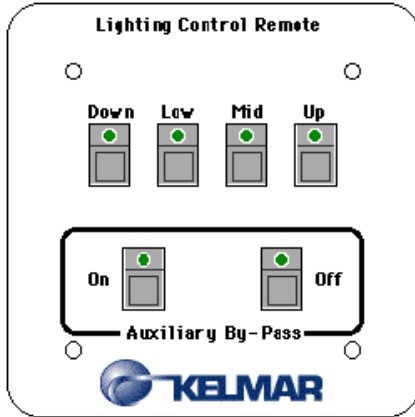
The new Kelmar LCS-LAM LED Load adapter module just might solve these problems for you. After extensive R&D and testing, Kelmar is now offering this cost effective product that allows you and your customers to take advantage of these extremely long life lamps, helping to reduce energy and maintenance costs.

Please contact Kelmar to inquire about our field testing program.

LCS-LAM LED Load Adapter Module..... \$ 345.00

Physical Plant Equipment

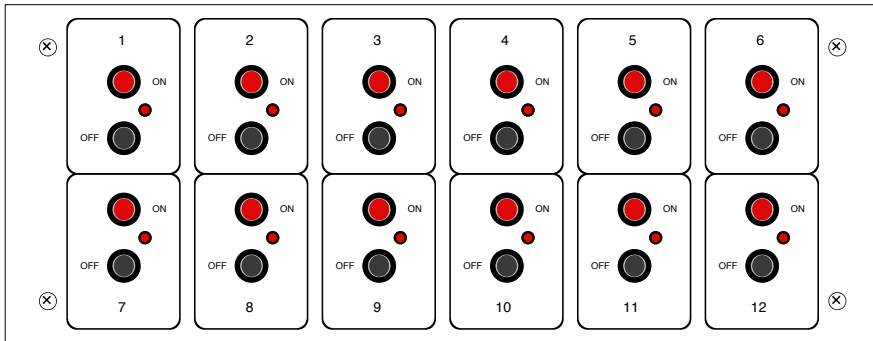
Dimmer Remote Control Systems



Deluxe Dimmer Remote

The #7872 Remote Control Station offers full remote control for either the Kelmar Deluxe House, House Light, or Encore Lighting Systems. It can be conveniently mounted on a standard 4" x 4" electrical box with up to eight stations wired in parallel. All the interface wiring is low voltage, and under full load draws less than .2 of an amp.

DDR-1 Deluxe Dimmer Remote \$ 200.00



Dimmer Bypass Remote Control

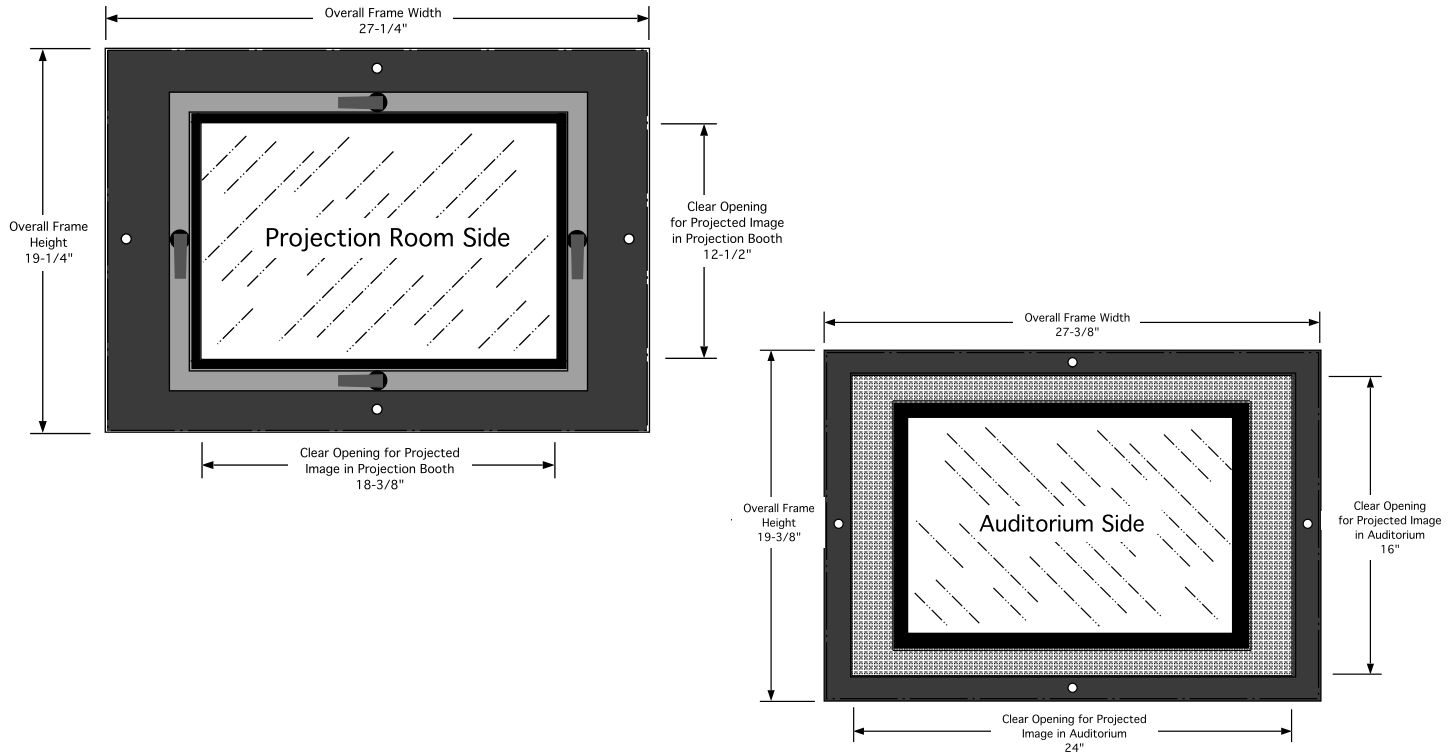
The new Multiple Theatre Dimmer Bypass Remote Control Station is a compact, attractively finished system for remote bypass control of either 12 or 16 Kelmar lighting control systems. The easy-to-install, low-voltage design includes status displays for all auditoriums.

DBR-12 12-Theatre Dimmer Bypass Remote\$ 720.00

DBR-16 16-Theatre Dimmer Bypass Remote 745.00

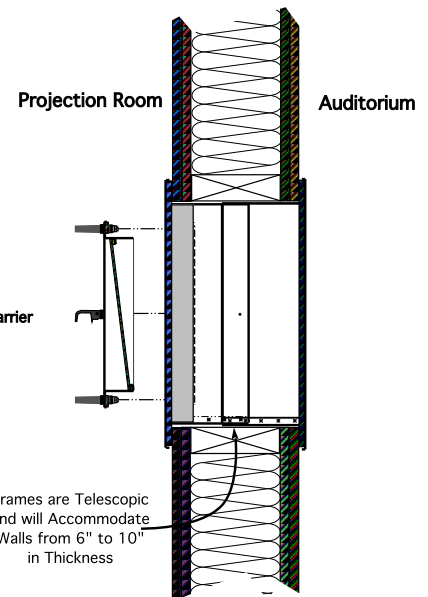
Physical Plant Equipment

Hi-Performance Porthole



The use of short focal length lenses, together with Stadium Seating and projection angles below the horizontal, requires a new set of design requirements for Projection Portholes. This Portframe system consists of attractive telescopic wall sleeves with a clear opening of 16" high and 24" wide. Both Return Trim Flanges incorporate 3/8" thick elastomeric seals to ensure freedom from acoustical leakage. The Dual Sided AR Port Glass is factory installed with dual isolation media for maximum noise attenuation in an easily removed carrier. Transmission efficiency of the glass is enhanced through double anti-reflective coating.

The Standard assembly provides adequate image clearance for lenses as short as 30mm. The wide angle unit will accommodate lenses down to 24 mm in focal length.



16X24 PORT 16 X 24 3 PC ISO. Portframe Complete with 2X AR Port Glass
 Rough Opening: 16 1/2" X 24 1/2" \$ 845.00

16X24 PORT/LG 16 X 24 3 PC ISO. Portframe WITHOUT Glass
 Rough Opening: 16 1/2" X 24 1/2" 685.00

Note: Porthole Sleeve Assemblies can be made to your specifications. When ordering, please specify finished interior dimensions, wall thickness and whether the glass is to be supplied by Kelmar or Customer. Please allow 8 to 10 weeks for delivery on custom units.

Standard Portholes



A convenient solution to a perennial problem; all welded 14 gauge steel construction, black satin powder coat finish and elastomeric seals ensuring maximum noise attenuation.

Standard units accommodate wall thickness from 6 to 10 inches and provide a finished appearance for both the projection room and auditorium walls.

All units come complete with OUR NEW POSI-LOCK glass mounting kit which includes adhesive backed "D" cell gasket, edge guards and a LOCKING handle. Making the ports air tight and secure.

Ports ordered with glass will have TRIM KITS FACTORY INSTALLED.

Note: Porthole Sleeve Assemblies can be made to your specifications.

When ordering, please specify finished interior dimensions, wall thickness and whether the glass is to be perpendicular or angular.

Please allow 8 to 10 weeks for delivery on custom units.

Please contact Kelmar for Pricing

Portholes with 2X AR Coated OPTICAL GLASS

12X14PHWOG	12"W x 14"H No Tilt.....	\$ 540.00
	Rough Opening: 13 1/2" X 15 1/2"	
16X16PHWOG	16"W x 16"H 5 Degree Tilt for Glass.....	\$ 565.00
	Rough Opening: 17 1/2" X 17 1/2"	
24X24PHWOG	24"W x 24"H 5 Degree Tilt for Glass.....	950.00
	Rough Opening: 25 1/2" X 25 1/2"	
34X24PHWOG	34"W x 24"H 5 Degree Tilt for Glass.....	1145.00
	Rough Opening: 35 1/2" X 25 1/2"	

Portholes with PLAIN LOW IRON GLASS

12X14PHWSG	12"W x 14"H No Tilt.....	\$ 435.00
	Rough Opening: 13 1/2" X 15 1/2"	
16X16PHWSG	16"W x 16"H 5 Degree Tilt for Glass.....	490.00
	Rough Opening: 17 1/2" X 17 1/2"	

Portholes WITHOUT GLASS

12X14PH	12"W x 14"H No Tilt.....	\$ 410.00
	Rough Opening: 13 1/2" X 15 1/2"	
	Glass Size Required: 11 5/8" X 13 5/8"	
16X16PH	16"W x 16"H 5 Degree Tilt for Glass.....	435.00
	Rough Opening: 17 1/2" X 17 1/2"	
	Glass Size Required: 15 5/8" X 15 5/8"	
24X24PH	24"W x 24"H 5 Degree Tilt for Glass.....	585.00
	Rough Opening: 25 1/2" X 25 1/2"	
	Glass Size Required: 23 5/8" X 23 5/8"	

2X AR Coated Optical Glass

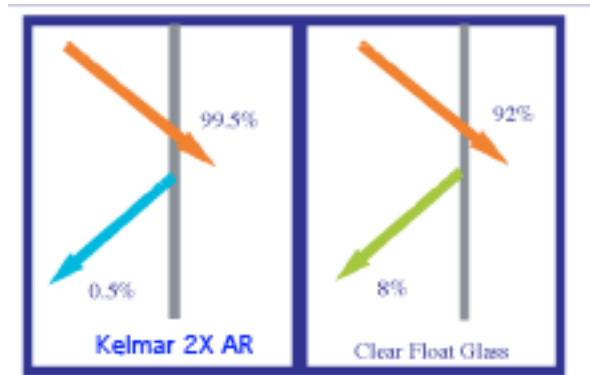
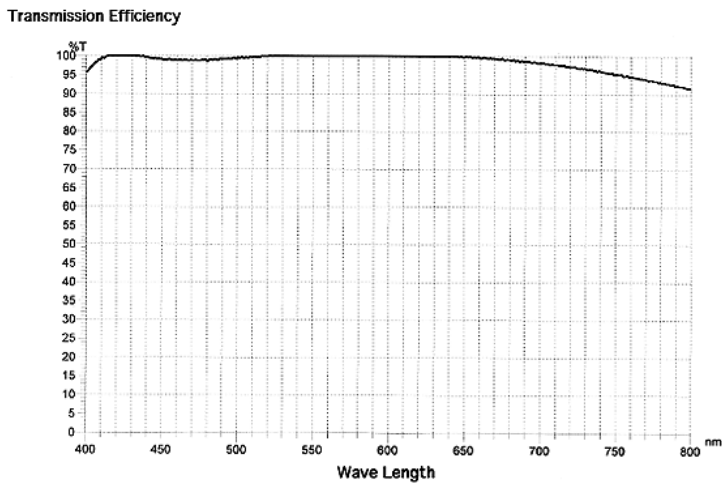
Kelmar 2X AR Coated Optical Port Glass is the new leader in Anti-reflection Port Glass. Unlike many similar Anti-reflective products which are soft coat, Kelmar's 2X AR Port Glass is a hard coat product which allows for easier handling, longer shelf life and makes the Kelmar AR Port Glass an excellent choice for Projection windows that are subject to constant cleaning. Kelmar's 2X AR Anti-reflective coating increases the transmission efficiency to 98-99% as opposed to 92% for uncoated glass. Glare is reduced as well from 8% to 0.5% (100% more effective than competitive soft coat products)

Kelmar 2X AR Coated Optical Glass

Product Specifications:

Thickness: 6mm
 Maximum Sheet Size: 52" x 72"
 Optical Coating: Durable multi layer thin film quartz coating both sides
 Residual Reflection: = 0.5%

Kelmar 2x AR Coated Optical Glass



We now offer this product custom cut to your required size.
 Please contact Kelmar for quote based on your needs

ARPGCS 2X AR coated Optical Glass cut to size Contact Kelmar for a Quote

DCMP-2 D-Cinema Pedestal



The Kelmar DCMP-2 D-Cinema Pedestal offers the ultimate in flexibility and strength in a simple cost effective package. Designed to accommodate any D Cinema Projector that will fit on the 36" long x 30" wide main platform. All components are heavy 11 gauge steel and finished with a black epoxy powder coated finish. The pedestal comes complete with a rear facing equipment rack 19" wide x 17-1/2" high (10 EIA standard units) is provided for mounting any ancillary support equipment.

The pedestal is manufactured as a knock down design for ease of shipping and handling. Each pedestal is packed into two cartons, the first carton is the legs (dim. 42" x 37" x 7" 35lbs). The second carton contains the main platform (dim. 40" x 34" x 4" 55lbs). Clear, simple instructions for quick assembly in the field. All necessary assembly hardware is provided.

An optional front equipment rack is available, which and can also be adapted for use with the Real D XL NEC900 mounting kit.

DCMP-2	D-Cinema Pedestal	\$ 955.00
--------	-------------------------	-----------



The Kelmar DCMP-3 D-Cinema Pedestal offers the ultimate in flexibility and strength in a simple cost effective package. Designed to accommodate any D Cinema Projector that will fit on the 36" long x 30" wide main platform. All components are heavy 11 & 13 gauge steel and finished with a black epoxy powder coated finish. The pedestal comes complete with heavy 13 gauge side panels. A rear facing equipment rack 19" wide x 17-1/2" high (10 EIA standard units) is provided for mounting any ancillary support equipment.

The pedestal is manufactured as a knock down design for ease of shipping and handling. Each pedestal is packed into two cartons, the first carton is the legs (dim. 42" x 37" x 7" 35lbs) The second carton contains the main platform (dim. 40" x 34" x 4" 74 lbs).

Clear, simple instructions for quick assembly in the field. All necessary assembly hardware is provided.

An optional front equipment rack is available, which and can also be adapted for use with the Real D XL NEC900 mounting kit.

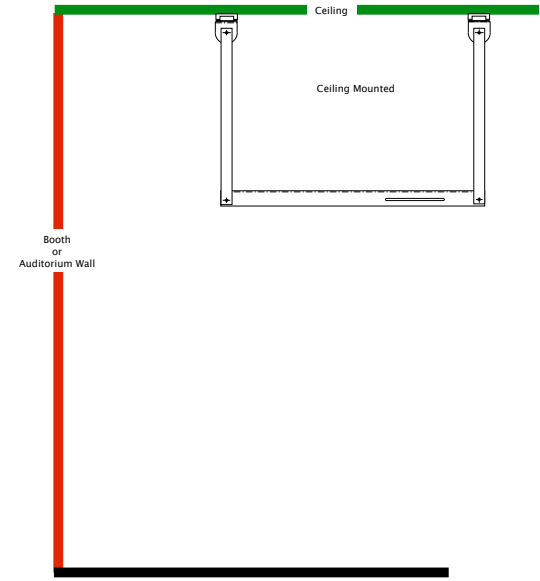
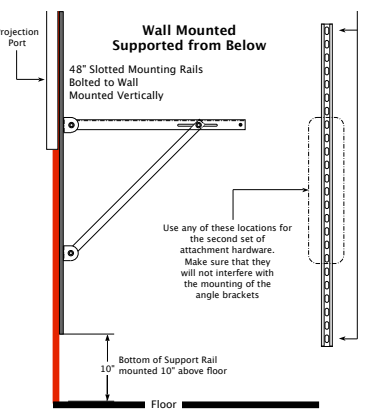
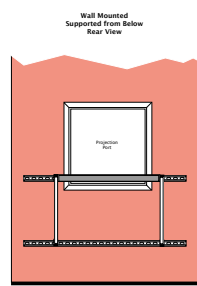
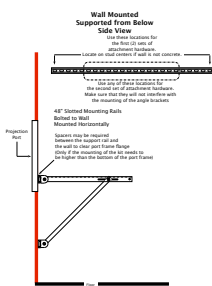
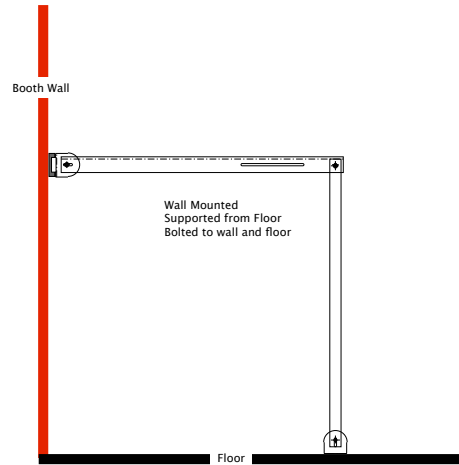
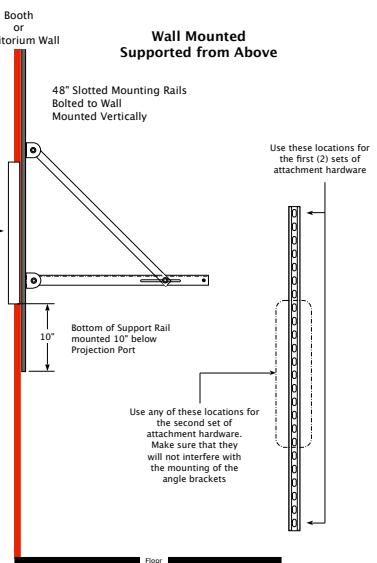
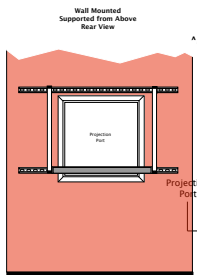
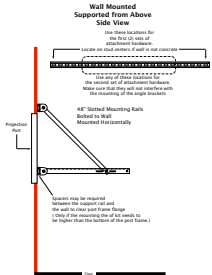
DCMP-3 D-Cinema Enclosed Pedestal \$ 1,100.00

D-Cinema Integrated Media Projector Shelf



The D-Cinema Integrated Media Projector Shelf offers the ultimate in flexibility and strength in a simple, yet, cost effective package. All components are heavy 12 & 13 gauge steel, finished with a black epoxy powder coated finish. The shelf is fully adjustable for projecting either on a down or up angle. The shelf is 30" in width and is a full 36" deep. The supports can be located above or below the shelf to accommodate a variety of installation options. SEE PAGE 10 FOR SOME OF THE OPTIONS. Clear, simple, instructions complete with all necessary hardware to install which makes field installation a breeze.

DCIMP-1	D-Cinema Integrated Media Projector Mount	\$635.00
---------	---	----------



Physical Plant Equipment

Video Projector Shelf

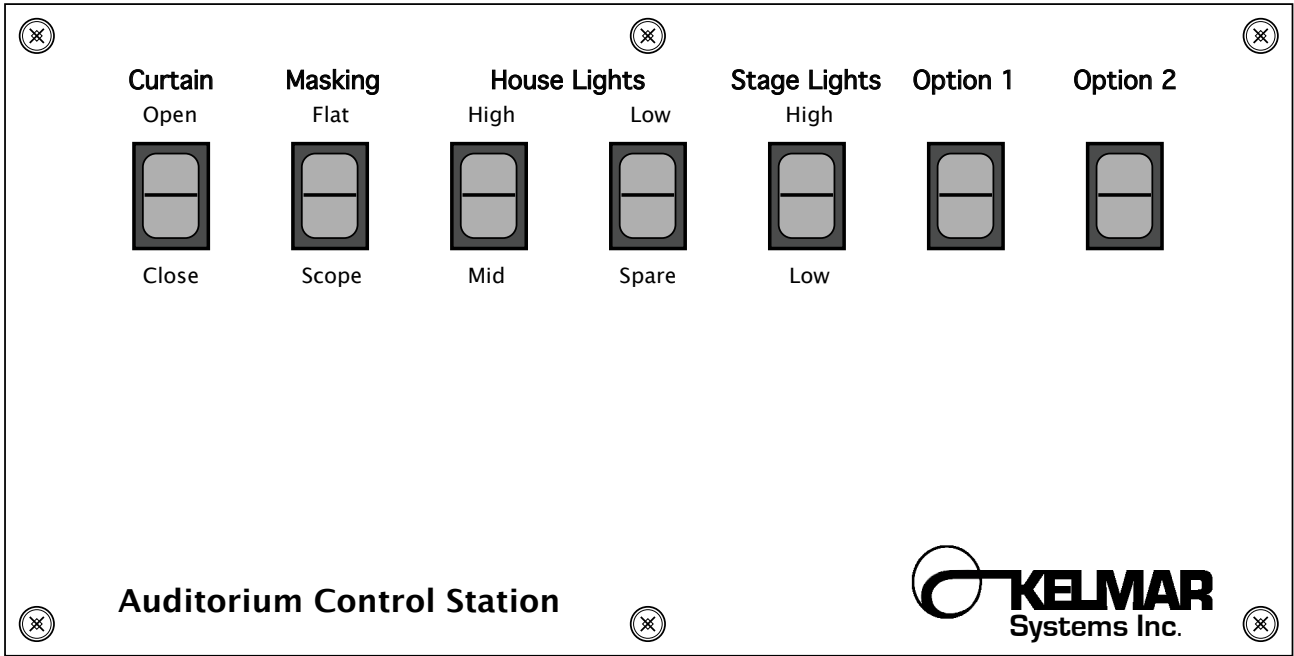


Video Projector Shelf

The Video Projector Shelf offers the ultimate in flexibility and strength in a simple, yet, cost effective package. All components are heavy 16 gauge steel, finished with a black epoxy powder coated finish. The shelf is fully adjustable for projecting either on a down or up angle. The shelf is expandable from 15" up to 23-1/2" in width and is a full 19" deep. The supports can be located above or below the shelf to accommodate all current or future projectors. Clear, simple, instructions complete with all necessary hardware to install on all steel portframes which makes field installation a breeze.

VSPSK-1 Video / Slide Projector Shelf Kit..... \$ 220.00

Automation Systems DIGITAL



ACS-1 Auditorium Control Station


The ACS-1 Auditorium Control Station is an economical and convenient way to facilitate the manual control (override) of all Auditorium control systems (Dimmers, curtains, masking, and 2 user addressable options), from a single convenient location.

All switches are single pole single throw center-off momentary action toggle switches; each switch has a rating of 6 amp @ 125-250 Vac 1/8 HP. All switches are terminated directly to a clearly marked interface terminal block for ease of installation in the field.

The unit measures 10-1/8" wide x 5-1/8" high x 3-5/8" deep and has 3/4" conduit knocks on both the top and bottom of the enclosure. The panel and enclosure are constructed of 16 gauge steel finished with epoxy powder coat finish and all function switches clearly silk screened for ease of identification and operation.

ACS-1 Auditorium Control Station..... \$ 250.00

Audio Systems



Surround Speaker Termination Panel

The Kelmar JB-2000 Surround Speaker Termination Panel is a time saving convenience that pays for itself within hours. The Panel is shipped pre-wired for Four Individual Surround Channels. Twenty four Speakers can be fed in a balanced configuration. Precision dummy load resistors accommodate odd numbers of speakers. The enclosure is constructed of heavy gauge steel with all the appropriate KO's in both the top and bottom for efficient Installation. The panel can be easily mounted on either the Projection Booth Wall or on the Audio Rack at eye level for ease of installation and service. Clearly marked terminals and easy to follow instructions included with each panel make for a straight-forward and timely installation.

JB-2000-EX
Surround Speaker Termination Panel..... \$ 310.00